

Kawada Technologies , Inc.

**Briefing on Financial Results
for Second Quarter of FY 2020**

November 11 , 2020

FY2020 2Q Business Results(Summary)

(millions of yen)	FY2019 2Q	FY2020 2Q	Difference
Net Sales	61,007	56,067	△8.1%
Cost of Sales	55,330	52,604	△4.9%
Gross Profit	5,677	3,462	△39.0%
SGA	4,950	4,802	△3.0%
Operating Income	726	△1,340	—
Ordinary Income	1,949	534	△72.6%
Profit Attributable to Owners of Parent	1,705	833	△51.1%

Sales and Operating Profit(by Segment)

(millions of yen)	FY2019 2Q	FY2020 2Q	Difference
Sales			
Steel Construction	31,977	28,665	△10.4%
Civil Engineering	15,332	18,754	+22.3%
Architecture	9,893	5,289	△46.5%
Other	5,838	4,915	△15.8%
Operating Profit			
Steel Construction	2,170	△1,761	—
Civil Engineering	△800	1,544	—
Architecture	566	477	△15.8%
Other	8	△346	—

※Sales by segment include intersegment transactions.

Orders Received (by Segment)

(millions of yen)	FY2019 2Q	FY2020 2Q	Difference
Orders Received			
Steel Construction	12,976	30,850	+137.7%
Civil Engineering	16,534	17,032	+3.0%
Architecture	4,614	3,575	△22.5%
Other	6,422	5,907	△8.0%
Total	40,548	57,366	+41.5%

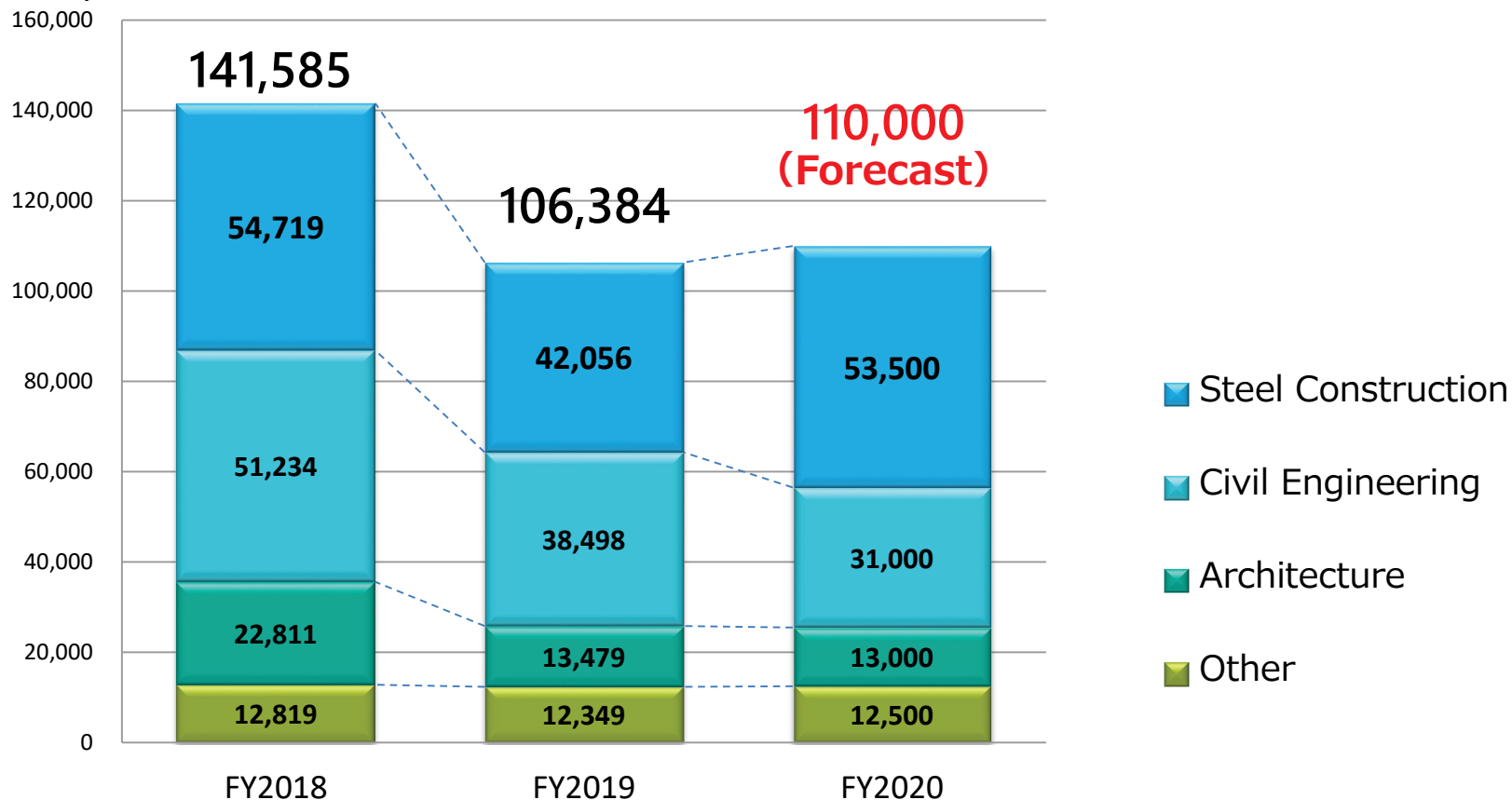
※Inter-segment transactions are not eliminated.

FY2020 Forecast

(millions of yen)	FY2019	FY2020 Forecast	Difference
Amount of Orders Received	106,384	110,000	+3.4%
Net Sales	127,048	115,000	△9.5%
Cost of Sales	110,237	101,200	△8.2%
Gross Profit	16,811	13,800	△17.9%
SGA	10,052	10,300	+2.5%
Operating Income	6,759	3,500	△48.2%
Ordinary Income	8,543	3,800	△55.5%
Profit Attributable to Owners of Parent	6,449	2,500	△61.2%

Trend in Orders Received (by Segment)

(millions of yen)



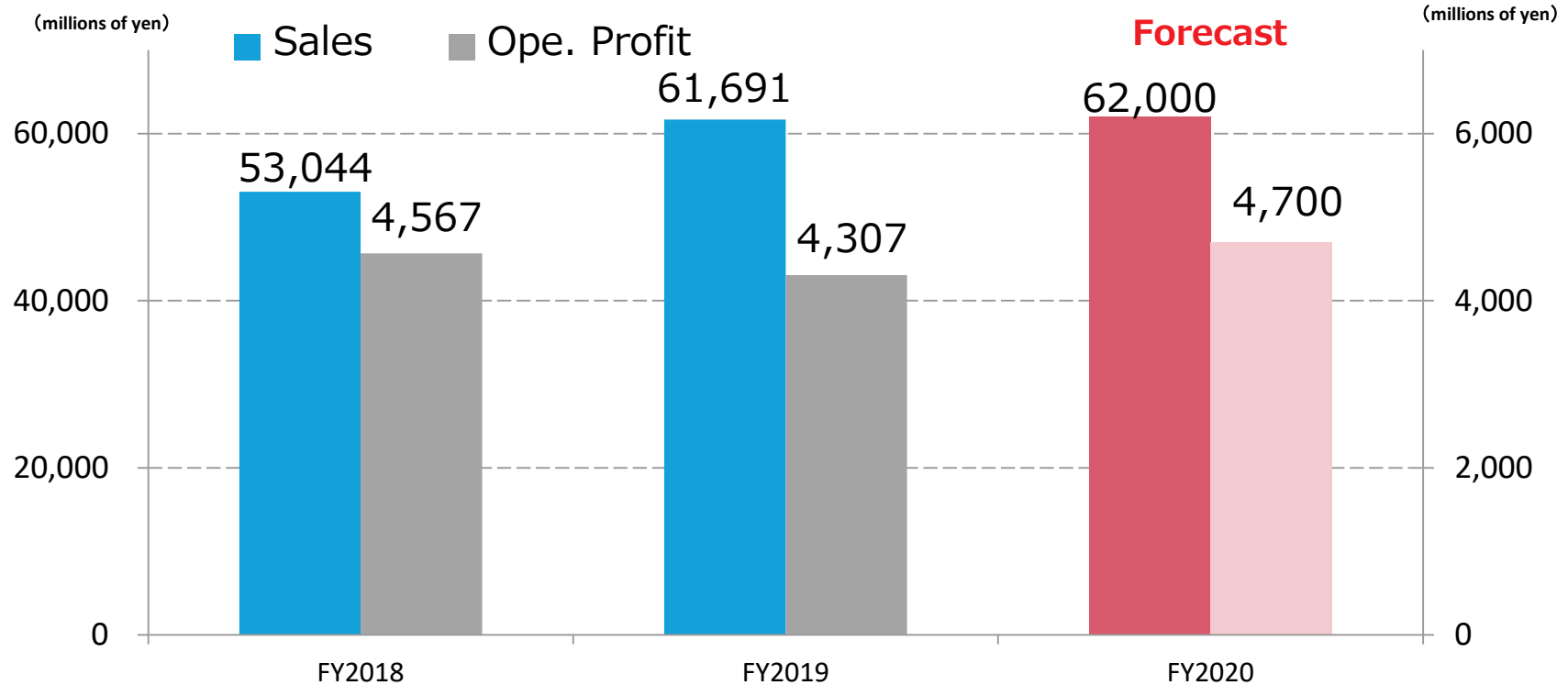
※Inter-segment transactions are not eliminated.

Sales and Operating Profit(by Segment)

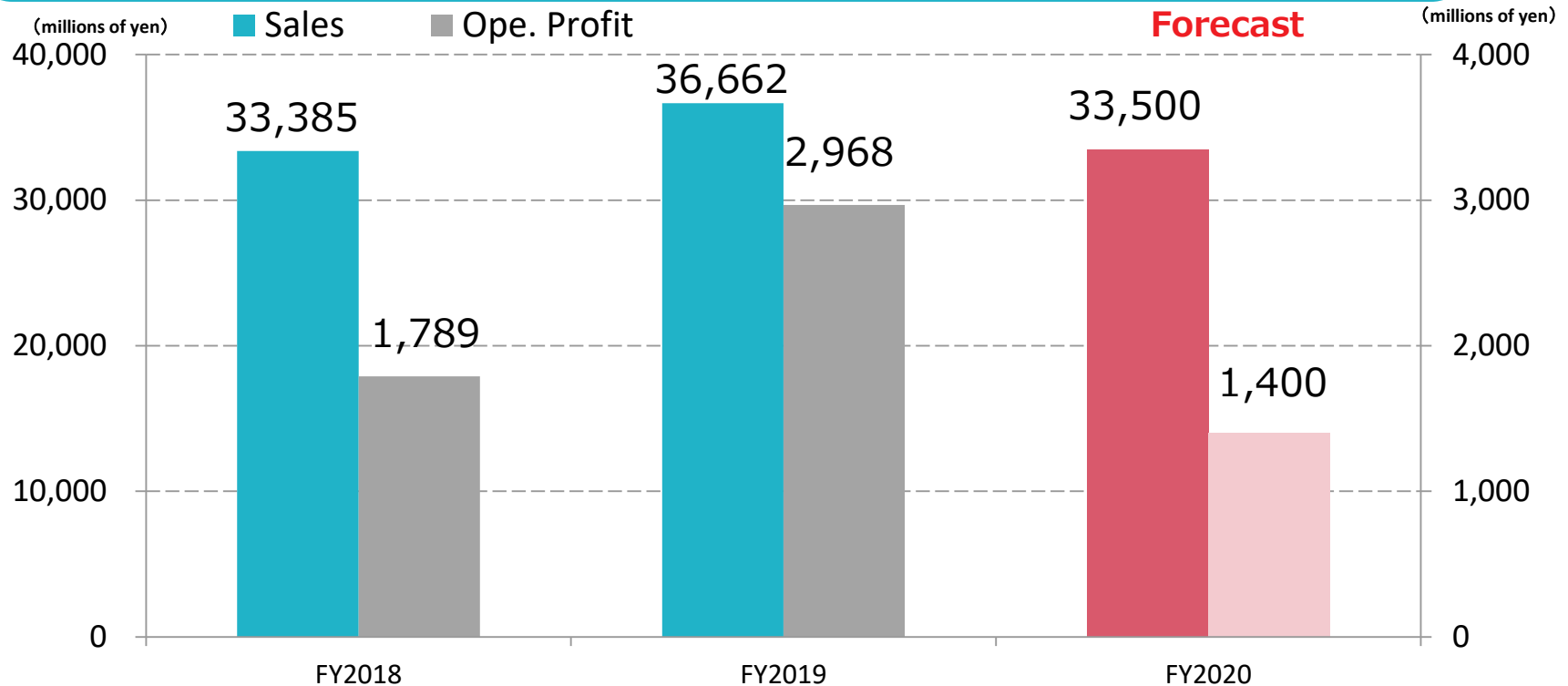
(millions of yen)	FY2020 Forecast (Beginning)	FY2020 Forecast (Updated)	Difference	
			Amount	Ratio
Sales				
Steel Construction	57,000	62,000	+5,000	+8.8%
Civil Engineering	33,500	33,500	—	—
Architecture	15,000	11,000	△4,000	△26.7%
Other	13,000	12,000	△1,000	△7.7%
Operating Profit				
Steel Construction	3,300	4,700	+1,400	+42.4%
Civil Engineering	1,400	1,400	—	—
Architecture	700	350	△350	△50.0%
Other	600	△450	△1,050	—

※Inter-segment transactions are not eliminated.

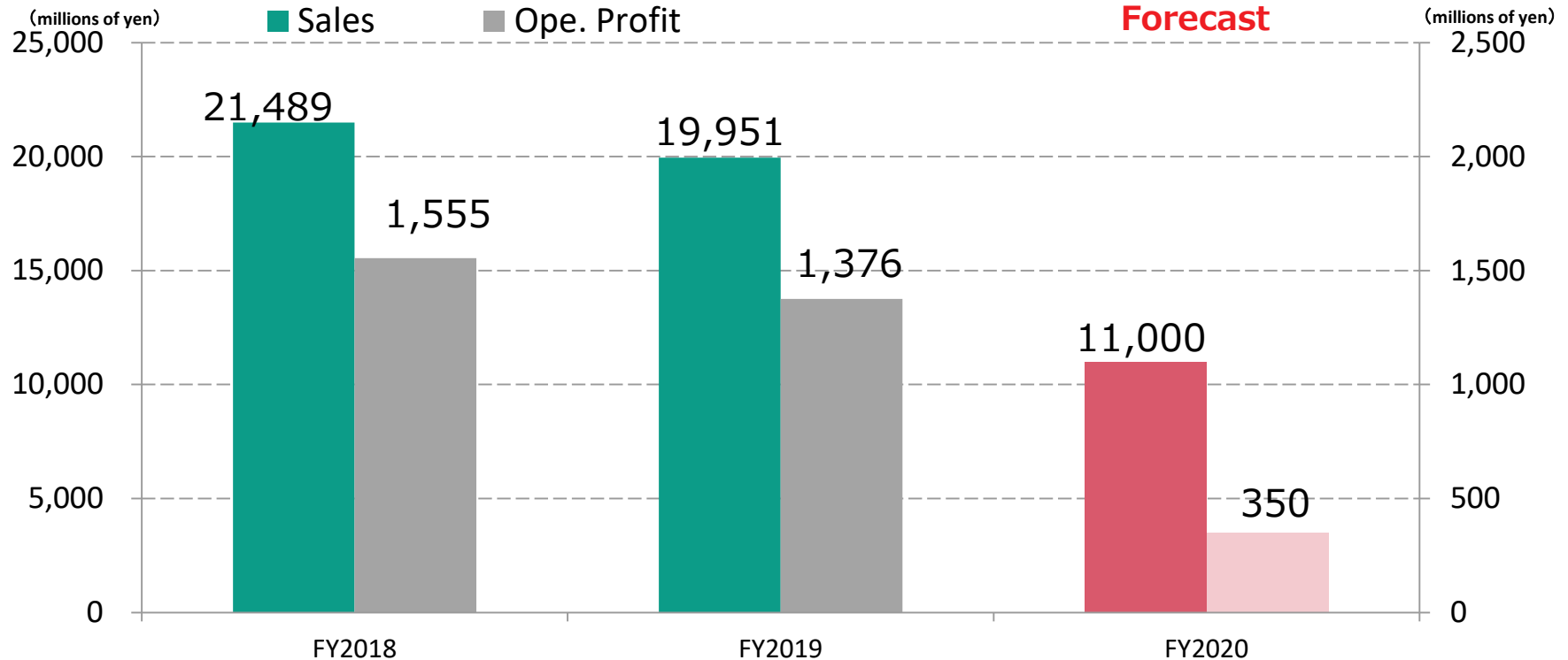
FY2020 Forecast Sales 62.00billion yen
Ope. Profit 4.70billion yen



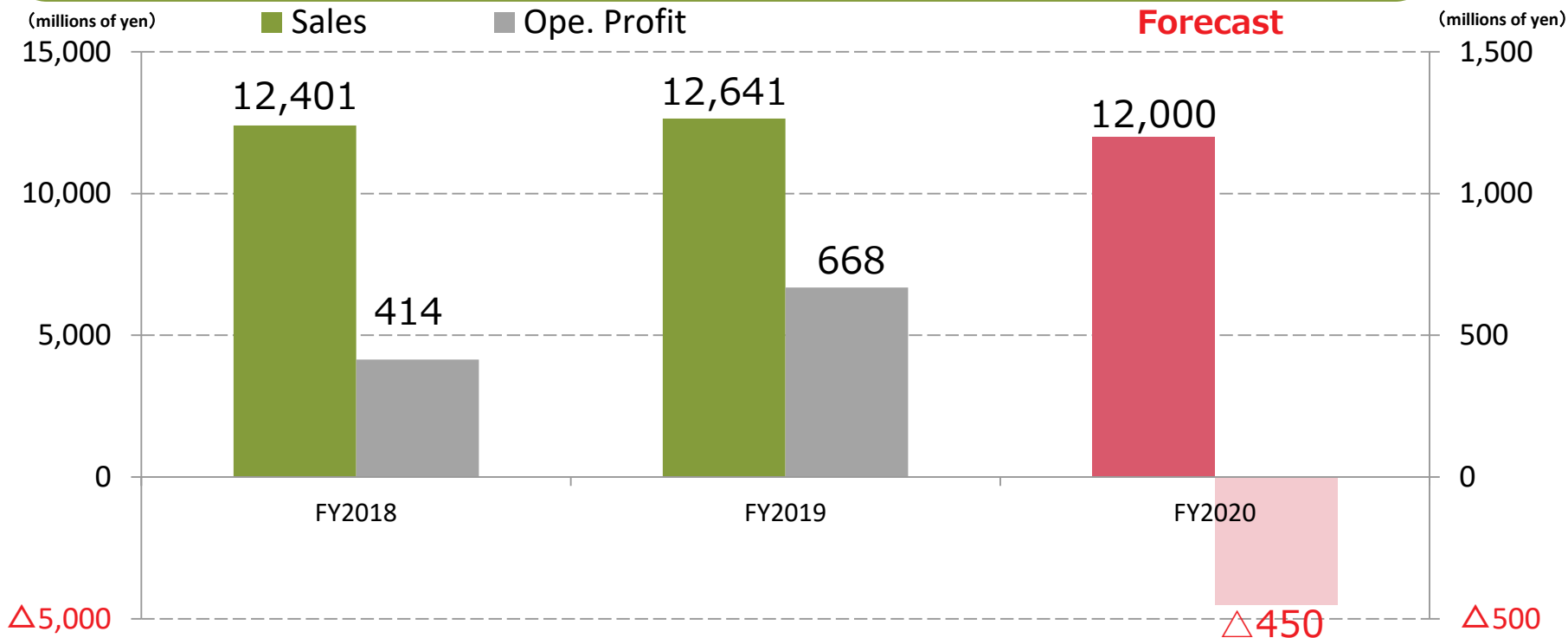
FY2020 Forecast Sales 33.50billion yen
Ope. Profit 1.40billion yen



FY2020 Forecast Sales 11.00billion yen
Ope. Profit 0.35billion yen



FY2020 Forecast Sales 12.00billion yen
Ope. Profit Δ 0.45billion yen





The information in this document is based on assumptions in light of information available as of the date of announcement of this material, and the factors of uncertainty that may possibly impact the future results of operations. These forward-looking statements involve risks, uncertainties and other factors that may cause actual results and achievements to differ from those anticipated in these statements.

~contact~
ir.kti@kawada.jp